













































## 2 100m Butterfly Men Final

Official

Rank	Competitor	Age	Club	RT	PTS	Result
1	 Grayson Coulte	14		0.65		<b>56.09</b> 14yrs NZR Entry: 57.12 <b>-1.03</b>
	50m: 26.51 100m: 56.09 (29.58)					
2	 Michael Chen	15		0.63		<b>56.71</b> Entry: 58.14 <b>-1.43</b>
	50m: 26.26 100m: 56.71 (30.45)					
3	 TeRauroha Pak	15		0.64		<b>57.04</b> Entry: 57.63 <b>-0.59</b>
	50m: 26.52 100m: 57.04 (30.52)					
4	 Caleb Yin	16		0.66		<b>57.37</b> Entry: 59.19 <b>-1.82</b>
	50m: 27.05 100m: 57.37 (30.32)					
5	 Charlie Dickisor	15		0.65		<b>57.51</b> Entry: 58.72 <b>-1.21</b>
	50m: 26.85 100m: 57.51 (30.66)					
6	 Declan Broadfo	16		0.64		<b>57.73</b> Entry: 58.75 <b>-1.02</b>
	50m: 26.76 100m: 57.73 (30.97)					
7	 Sebastian Sege	16		0.72		<b>57.80</b> Entry: 59.22 <b>-1.42</b>
	50m: 27.15 100m: 57.80 (30.65)					
8	 Kento Wangforc	14		0.71		<b>58.04</b> Entry: 59.63 <b>-1.59</b>
	50m: 26.69 100m: 58.04 (31.35)					
9	 Sam Skidmore	16		0.63		<b>58.09</b> Entry: 58.56 <b>-0.47</b>
	50m: 26.13 100m: 58.09 (31.96)					
10	 Will Atkinson	15		0.77		<b>58.36</b> Entry: 59.33 <b>-0.97</b>
	50m: 27.51 100m: 58.36 (30.85)					
11	 Hylton Stracey	16		0.68		<b>58.76</b> Entry: 59.48 <b>-0.72</b>
	50m: 27.36 100m: 58.76 (31.40)					
12	 Zachary Horton	14		0.70		<b>59.32</b> Entry: 1:01.04 <b>-1.72</b>
	50m: 27.81 100m: 59.32 (31.51)					
13	 Jacci Yee	16		0.60		<b>59.41</b> Entry: 59.55 <b>-0.14</b>
	50m: 27.35 100m: 59.41 (32.06)					

14	Henry Childs	15		0.67	<b>59.58</b> Entry: 1:00.23 <b>-0.65</b>
	50m: 27.25 100m: 59.58 (32.33)				
15	Samuel Lang (V)	16		0.68	<b>59.60</b> Entry: 59.52 <b>+0.08</b>
	50m: 27.76 100m: 59.60 (31.84)				
16	William Tye	15		0.72	<b>59.88</b> Entry: 1:00.28 <b>-0.40</b>
	50m: 27.77 100m: 59.88 (32.11)				
16	Omath Abeykoc	16		0.66	<b>59.88</b> Entry: 1:00.51 <b>-0.63</b>
	50m: 27.70 100m: 59.88 (32.18)				
18	Max Cryer	15		0.66	<b>1:00.40</b> Entry: 1:00.96 <b>-0.56</b>
	50m: 28.26 100m: 1:00.40 (32.14)				
19	Will Herbert	16		0.64	<b>1:00.51</b> Entry: 1:00.55 <b>-0.04</b>
	50m: 27.64 100m: 1:00.51 (32.87)				
20	William Callow	15		0.69	<b>1:00.52</b> Entry: 1:01.25 <b>-0.73</b>
	50m: 28.81 100m: 1:00.52 (31.71)				
21	Luca Lavigne	16		0.74	<b>1:01.15</b> Entry: 1:00.63 <b>+0.52</b>
	50m: 28.71 100m: 1:01.15 (32.44)				
22	Logan Pinkerton	15		0.63	<b>1:01.37</b> Entry: 1:01.26 <b>+0.11</b>
	50m: 28.42 100m: 1:01.37 (32.95)				
23	Benji McLean	14		0.72	<b>1:01.60</b> Entry: 1:02.63 <b>-1.03</b>
	50m: 28.01 100m: 1:01.60 (33.59)				
24	Reagan Liang	13		0.78	<b>1:02.44</b> Entry: 1:03.12 <b>-0.68</b>
	50m: 28.86 100m: 1:02.44 (33.58)				
25	Xavier Francis- <del>?</del>	13		0.70	<b>1:02.48</b> Entry: 1:03.29 <b>-0.81</b>
	50m: 29.20 100m: 1:02.48 (33.28)				
26	Paolo Grolli (V)	14		0.74	<b>1:03.21</b> Entry: 1:02.99 <b>+0.22</b>
	50m: 28.93 100m: 1:03.21 (34.28)				
27	Clement Parodi	15		0.67	<b>1:03.32</b> Entry: 1:01.49 <b>+1.83</b>
	50m: 29.08 100m: 1:03.32 (34.24)				
28	Manson Meng	14		0.65	<b>1:03.34</b> Entry: 1:04.91 <b>-1.57</b>
	50m: 29.40 100m: 1:03.34 (33.94)				
29	Austin Li	13		0.70	<b>1:03.68</b> Entry: 1:05.69 <b>-2.01</b>

50m: 29.84 100m: 1:03.68 (33.84)

30	 Aiden Carlisle	14		0.65	<b>1:03.74</b> Entry: 1:03.36 <b>+0.38</b>
	50m: 29.58 100m: 1:03.74 (34.16)				
31	 Vaughn Van der	14		0.69	<b>1:03.93</b> Entry: 1:03.50 <b>+0.43</b>
	50m: 29.34 100m: 1:03.93 (34.59)				
32	 Konrad Artz	13		0.62	<b>1:04.52</b> Entry: 1:05.68 <b>-1.16</b>
	50m: 29.84 100m: 1:04.52 (34.68)				
33	 Matthew Callow	13		0.71	<b>1:04.62</b> Entry: 1:05.65 <b>-1.03</b>
	50m: 30.21 100m: 1:04.62 (34.41)				
34	 Jk Wang	14		0.64	<b>1:05.06</b> Entry: 1:04.69 <b>+0.37</b>
	50m: 29.38 100m: 1:05.06 (35.68)				
35	 Noham Yeiwenε	14		0.71	<b>1:05.18</b> Entry: 1:04.44 <b>+0.74</b>
	50m: 29.38 100m: 1:05.18 (35.80)				
36	 Kymani Leca (V	13		0.67	<b>1:05.86</b> Entry: 1:06.36 <b>-0.50</b>
	50m: 30.35 100m: 1:05.86 (35.51)				
37	 Tristin Costabel	13		0.75	<b>1:06.49</b> Entry: 1:06.12 <b>+0.37</b>
	50m: 29.81 100m: 1:06.49 (36.68)				
38	 Ray Sun	13		0.71	<b>1:07.04</b> Entry: 1:08.47 <b>-1.43</b>
	50m: 30.49 100m: 1:07.04 (36.55)				
39	 Alex Sheng	13		0.80	<b>1:07.84</b> Entry: 1:07.51 <b>+0.33</b>
	50m: 31.09 100m: 1:07.84 (36.75)				
40	 Ethan Jiao	13		0.60	<b>1:08.33</b> Entry: 1:07.50 <b>+0.83</b>
	50m: 31.34 100m: 1:08.33 (36.99)				